



### Volume Overview—He Makes All Things New

*This series begins with the very beginning of God’s Word as God creates humankind in His image. God wants a relationship with each one of us, and His Word is our guide to how that can happen. Kids will discover how sin separates us from God through the Bible story about Adam and Eve. God desires our obedience to Him and His Word, which we can see in the life of Noah. God wants to reconcile our relationship with Him, which He made possible through Jesus, who indeed makes all things new.*

<b>SESSION 1:</b> Our Journey Begins— (The Road to Emmaus) Luke 24:13–35 <b>Faith Fact:</b> The Bible is my guide.	<b>SESSION 2:</b> God Is My Creator— Genesis 1:1–31; 2:7 <b>Faith Fact:</b> God is my Creator.
<b>SESSION 3:</b> Adam and Eve Sin— Genesis 3:1–6, 14–24 <b>Faith Fact:</b> Sin separates me from God.	<b>SESSION 4:</b> God Judges Sin— Genesis 6:9–14; 7:1–5 <b>Faith Fact:</b> God wants me to obey.

## SESSION OVERVIEW



*Kids will explore amazing truths from God’s Word, the Bible. In this session, kids will discover that God is their Creator. Our God is the Almighty God who created everything. He created the sun, moon, stars, and everything beyond the earth. He also created plants, animals, people, and everything on the planet. But people were created uniquely—in His image and likeness. He lovingly designed us with an individual plan and a purpose for our life. He is the ultimate Creator, and we are His loved creation.*

Bible Lesson	Faith Fact
God Creates the World Genesis 1:1–31; 2:7	God is my Creator.
Faith Verse	
Psalm 119:11 (NLT) I have hidden your word in my heart, that I might not sin against you.	

*Listen Kids is part of an entire kids’ discipleship strategy. Get access at [KidminRoadmap.com](http://KidminRoadmap.com).*

Find the corresponding *Bible Fact-Pak*® question numbers for this session in the Volume Additional Assets on the mobile or Web app.

## PREPARING FOR THE SESSION

You Will Need	Getting Ready
<p><b>Large Group</b></p> <ul style="list-style-type: none"> <li>• Bible</li> <li>• Worship songs (Song suggestions: “Real Love” by Hillsong Young and Free; “This Is Amazing Grace” by Phil Wickham; “Good Father” by Chris Tomlin)</li> <li>• <b>Large Group Game</b>, one per group</li> <li>• Scissors</li> <li>• Plastic cups, one per group</li> <li>• For groups not using a phone or tablet only, add:             <ul style="list-style-type: none"> <li>○ Projector or TV</li> <li>○ Laptop</li> <li>○ <b>Countdown 5-Minute Video</b></li> <li>○ <b>Theme Intro Video</b></li> <li>○ <b>Faith Fact Slide or Motion Graphic</b></li> <li>○ <b>Game Time Slide or Motion Graphic</b></li> <li>○ <b>Bible Lesson Slides 1–12</b></li> <li>○ <b>Bible Lesson Video A</b></li> <li>○ <b>Bible Lesson Video B</b></li> <li>○ <b>Countdown60 Video</b></li> <li>○ <b>Faith Verse Video or Slide</b></li> </ul> </li> </ul> <p><b>Small Group</b></p> <ul style="list-style-type: none"> <li>• Bibles, one per kid</li> <li>• <b>Small Group Activity Page</b>, one per kid</li> <li>• Crayons or markers</li> </ul>	<p><b>Large Group</b></p> <ul style="list-style-type: none"> <li>• Print a copy of the <b>Large Group Game</b>, one per group.</li> <li>• Cut apart the slips and place them in the plastic cup.</li> </ul> <p><b>Small Group</b></p> <ul style="list-style-type: none"> <li>• Print the <b>Small Group Activity Page</b>, one per kid.</li> </ul>

Check out all the promotional and extra media files available for this theme. To access the Bible Engagement Project from a computer, visit [App.BibleEngagementProject.com](http://App.BibleEngagementProject.com).

# LARGE GROUP (30 Minutes)

See what's needed at the beginning of the session.

## INTRODUCTION

- *Optional: Play the **Countdown 5-Minute Video**.*



### Welcome

Welcome! I'm so glad you're here! Today we're going to talk about God and His amazing creation. But before we get started, let's watch this video.

- *Play **Theme Intro Video**.*



Have you ever taken a moment to look around and really think about *why* we're here on earth? What's our purpose? What about animals? Have you ever wondered why dogs were created? How about giraffes? Or mosquitoes? Why, oh why, were spiders created? What about your favorite animal? Shout out what that is. (*Group response*)

### Faith Fact

- *Show the **Faith Fact Slide** or **Motion Graphic**.*



Today, we're going to explore why the world and everything in it was made. And that includes us! In fact, our Faith Fact today is **God is my Creator**. Can you say that with me on the count of 3? 1, 2, 3. (*God is my Creator.*)

## GAME | Team Charades

You Will Need	Getting Ready
<ul style="list-style-type: none"> <li>• <b>Large Group Game</b>, one per group</li> <li>• Plastic cups, one per group</li> <li>• Scissors</li> </ul>	<ul style="list-style-type: none"> <li>• Print and cut apart the <b>Large Group Game</b>, one per group. Mix up the slips in the cups, so the groups aren't guessing the same animals at the same time.</li> </ul>

- Show the **Game Time Slide** or **Motion Graphic**.



Now that we've talked about what we're going to explore today, who wants to play a game? (*Group response*) We're going to have some fun as we find out more about God and His creation. I need one actor from each group. Leaders, please choose your volunteer. (*Pause while someone stands up in each group.*)

Actors, when we begin, you are going to draw a piece of paper out of your team's cup. There is the name of an animal on the paper. You will act out the animal until your team guesses what it is. When they get it right, you can draw another slip of paper. Keep acting until time is up. The group with the most correct guesses in one minute wins!

But wait! There's one rule: the actors can't make any noise while acting. No animal sounds are allowed, only motions. Are you ready to play? Here we go!

- Play **Countdown60 Video** – 60 seconds.



- When time is up, determine who wins.
- Play again if kids are interested and you still have slips left.

That was so much fun! Now it's time to jump up and get ready to praise Jesus! Are you ready? Get on your feet; here we go!

---

## WORSHIP

One way to worship God is by singing. Let's worship Him together.

- *Lead the kids in singing one or two praise songs. See suggestions at the beginning of the session.*

---

## BIBLE LESSON | God Creates the World (Genesis 1:1–31; 2:7)

Have you ever wondered why you're here on earth? There are times I've wondered that myself. And I know the best place to look to find the answer. Do you know what it is? *(Group response)* It's in God's Word, also known as the Bible. *(Hold up your Bible.)* Before we get started in God's Word, let's take a moment to pray and invite God to be with us.


### Prayer

*Dear God, thank You for choosing to create our world. Help us to know You more as we learn from the Bible. Amen.*

### Video Intro

Today we are going to find out about our amazing Creator, God. But first, let's check in with Dash and Austin.

- *Play **Bible Lesson Video A**.*



Did watching this make you think about the food you would create? *(Group response)* Three ingredients isn't very many to make a new super meal, but God created our whole world with less than that. Let's look at what the Bible says.

### Teaching Time

*(Open the Bible to Genesis 1.)* Today, we're going to read from the very first chapter in the Bible. If you think you know the first three words in the Bible, turn to the person beside you and tell them what they are. *(Group response)* If you said, "In the beginning," you're right! The very first thing the Bible tells us is that God created both the heavens and the earth. Then the next verse tells us what it looked like before creation started.


- *Read Genesis 1:2.*

**Day 1**

Everyone, close your eyes. Can you see anything? (*Group response*) The Bible says the world was dark and shapeless. God's Spirit was moving over the waters. Imagine if we had been there. We probably couldn't see God's Spirit, but maybe we can see the imprint of His presence, a gentle wind (*blow gently*), or the waters rippling in response.

Keep your eyes closed for a little longer. Here's what happened next. God spoke and said, "Let there be . . ." Does anyone know what He made? Shout it out. (*light*)

- Show the **Bible Lesson Slide 1.**




Light! Open your eyes! Just like you immediately saw light when you opened your eyes, there was light then too. God called the light, "Day" and the darkness, "Night." Then, do you know what God said? He said that it was good. That was the first day.

**Days 2 and 3**

We might think that the sun was God's source of light. We can't imagine our world without the sun. But we'll find out that the sun hadn't been created yet. God doesn't need the sun to have light outside like we do. Isn't that amazing? Our creative God is powerful. He doesn't work the way we think or in the order we think He should.

On the second day, God separated the waters in the heavens from the waters on the earth. He made the sky!

- Show the **Bible Lesson Slide 2.**



On the third day, God made land, trees, plants, and all sorts of vegetation. That's a lot of stuff He made in those two days!

- Show the **Bible Lesson Slide 3.**





## Day 4

Let's take a look in the Bible at what happened on the fourth day. Let's read Genesis 1:14–16.

- Show the **Bible Lesson Slide 4**.



Remember that I said God made light *before* He made the sun, moon, and stars? Well, on the fourth day, God made all the stars in the universe. That means that He made our solar system on the fourth day. He made all the planets in our galaxy. Did you know that our Milky Way Galaxy has 250 billion stars?

- Show the **Bible Lesson Slide 5**.



But our galaxy is small compared to the whole universe. There are approximately one hundred billion galaxies. Scientists tell us that the universe is still expanding. In our observable universe, there are approximately one billion trillion stars. That is one with twenty-one zeroes after it. God's command to make the stars continues to expand to this day!

- Show the **Bible Lesson Slide 6** with words *1 Billion Trillion*.



In Isaiah, the Bible says that the universe was measured by the palm of God's hand. Hold up your hand. *(Pause while kids respond.)* Now think about how big you would have to be for the universe to fit in your hand. That's the size of our God!

### Day 5

Let's move forward one more day in creation. We find that God created the birds and sea creatures on the fifth day.

- Show the **Bible Lesson Slide 7**.



Can you tell me the names of some of the birds? *(Allow responses.)* That's just a few of the ten thousand known species of birds living on earth today. Now, name some sea creatures. *(Allow responses.)* There are approximately one million species living in the ocean.

### Day 6

That doesn't even count the animals on land yet! On the sixth day, God created animals to walk around on the earth.

- Show the **Bible Lesson Slide 8**.



There are about 8.7 million different species of animals on earth. But that's not all. There are also ten quintillion insects alive right now. God created all of these with just a word!



God is so creative! Do you know that there is a creature called the dung beetle? The dung beetle eats and processes dung. Raise your hand if you know what that is. *(Group response)*

- Show the **Bible Lesson Slide 9**.



*(Choose the appropriate answer for your audience.)* It's poop! That's what it's sitting on in this picture. Yuck!

I couldn't be God, I'm not creative enough! You couldn't be God. You're not creative enough. Together, we aren't creative enough! But God wasn't done creating!


On the sixth day, God also made human beings.

- Show the **Bible Lesson Slide 10**.



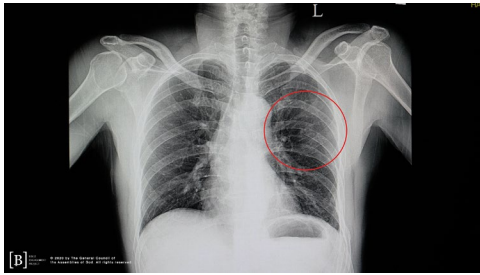
He formed dust together. Then He made the first person with His hands. Carefully, He shaped Adam out of the dust of the earth and breathed life into him. God made people to be like Him. God made us to have a spiritual nature. We can make choices. We can reflect the nature of God. Best of all, God wants us to know and love Him. Isn't that amazing? *(Group response)*

- Show the **Bible Lesson Slide 11**.



Do you think God was done creating after that? *(Group response)* No, He wasn't. God saw that it was not good for man to be alone.

- Show the **Bible Lesson Slide 12**.



So God caused Adam to fall into a deep sleep. He took a rib out from Adam. Raise your hand if you know what God made next. (*Group response*) God formed a woman, whom Adam later named Eve.

Could God have made her from the dust just like He did with Adam? (*Group response*) Absolutely! But our God is creative. He doesn't do things the exact same way every time. God made Adam and Eve, and the whole human race came from them.

God is incredibly large, astronomically powerful, and unbelievably creative. Nothing compares to Him! This same large, powerful, and creative God made you to be exactly the person you are! He made you to be like Him. Every single person who has ever been born was made on purpose!

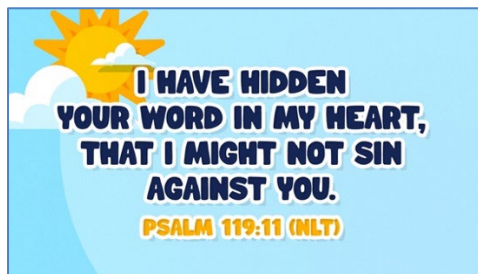

Did you know our God knows you and knows me by name? The Bible says in Matthew 10:30 that He knows the number of hairs on your head! He knows every tear that you have cried. He knows this because of His great and amazing love for you.

Best of all, He wants us to be in relationship with Him. God wants us to know Him and love Him the way He knows and loves us.

### Faith Verse

That's why our Faith Verse is so important. It reminds us to know God's Word, the Bible, so we can stay close to God. Say it with me.

- Show the **Faith Verse Video or Slide**.



Psalm 119:11 (NLT)

I have hidden your word in my heart, that I might not sin against you.

God made us to love Him and to know Him. We can show love to Him through our words, actions, attitudes, and behavior. When we think about our incredibly large, astronomically powerful, and unbelievably creative God, our response should be worship because God is our Creator.

## PRAYER AND RESPONSE

You Will Need	Getting Ready
<i>No supplies are needed for this activity.</i>	<i>No prep is needed for this activity.</i>

*Consider playing a worship song softly in the background while kids pray.*

Let's worship Him now. During this time of prayer and worship, I want you to think about our big and creative God. Close your eyes. Think about how powerful He is. Then think about how small we are compared to Him. This same God chooses to love you. He wants you to know Him and love Him. We're going to pray. I want you to talk to God, your Creator, and thank Him for the world He created. Then tell Him how much you love Him.

- *Give kids time to pray. Then introduce the worship song. This could play in the background while kids pray or could be a worship song to sing together.*

### Worship Song

*Play a worship song.*

### Video Wrap-Up

Before we go to our small group activities, let's check in to see how Dash and Austin's challenge is going.

- *Play **Bible Lesson Video B**.*



I'm not sure I'd be willing to try their creations. How about you? (*Group response*) Let's spend some time at home thanking God for the things He's created. We can all do that! Thanks for a great time learning about God together.

- *Dismiss kids to Small Group time or to go home if your group time ends here.*

## SMALL GROUP (30 Minutes)

*This section can be done in conjunction with the large group, or on its own if you do small groups with your kids. During Small Group time, the goal is to connect the kids with the Word of God and to each other. All activities are led by the small group leader.*

### GROUP CONNECTION | Naming Game

You Will Need	Getting Ready
<i>No supplies are needed for this activity.</i>	<i>No prep is needed for this activity.</i>

God created many amazing things. In fact, He made everything! I'm going to give you a category. As a group, you're going to name as many things that God created from the category. Every time you name something that fits in the category, I will count it. The group with the most correct answers at the end of one minutes wins! Here we go!

- Give kids a category from those listed below.
- Keep count of correct answers.
- Change the category every 15 seconds.
- Play **Countdown60 Video** – 60 seconds.



- Round 1 categories: Four-legged animals, birds, planets, sharks/whales/fish.
- Play another round if you have time. Round 2 categories: furry animals, flowers, dinosaurs, insects.

### BIBLE LESSON RECAP | God Creates the World (Genesis 1:1–31; 2:7)

You Will Need	You Will Need
• Bibles, one per kid	<i>No prep is needed for this activity.</i>

There is no one like our God. Think about it! Is there anyone in your life who is as big, creative, or powerful as our God? No! He is the only one! Today, we're going to read about how God created the world. That's in Genesis chapter 1.

- Divide the Bible reading into smaller chunks for volunteers to read aloud. To divide by creation days, use Day 1 (1:1–5), Day 2 (1:6–8), Day 3 (1:9–13), Day 4 (1:14–19), Day 5 (1:20–23), and Day 6 (1:24–27).

#### Faith Fact

- Show the **Faith Fact Slide** or **Motion Graphic**.



All of the Bible reading about creation reminds me of our Faith Fact. Let's say it together now:  
**God is my Creator.**

---

## GROUP DISCUSSION

*Feel free to use all or just a few questions as a jumping-off place for good discussion. Questions marked with \* are designed for more conversation. Adjust the questions based on the age or maturity of your group. Typically, older kids will be able to dive a little deeper than younger ones.*

### Questions

How many days did God take to make the world?

\* Do you think He could have done it all in one day? Why or why not?

What is your favorite animal? Why do you like it?

Is there something that God created that isn't an animal or a person that you like even more?  
What is it?

\* If you could watch one day of creation, which one would you have liked to have seen—when God created the ocean or when God created outer space?

How does it feel to know that God not only created you, but cares about you and loves you?

\* Hold your hand out flat to show your palm. The Bible says God can fit the universe in the palm of His hand. How does that make you feel?

---

## APPLICATION AND RESPONSE

The Bible says that God is the only one worthy of our worship. We can worship Him because He is our Creator. We can worship Him by spending time with Him. Worship shows God that He is the most important thing in our lives. He should be the most important because there is no one like Him!

- *Optional: Show the **Faith Fact Slide** or **Motion Graphic**.*



Not only did He create us, but He created us on purpose. When He made you, He had a goal in mind to do something great in you and through you. That's what we should think about when we hear the Faith Fact. Say it with me: **God is my Creator.**

### Make It a Habit

*Select a simple visual reminder of the session's Faith Fact*

We need to make it a habit to remember what we've learned about God today. Let's be creative just like our God is. Let's come up with a way that we can remember how creative our God is. For example, I could think about how creative God is every time I look at a tree this week. What should we use to remember?

- *Make notes of what the kids share.*

### Prayer

*Thank God for creating each person in your group.*


*Dear God, thank You for each person in our group. Thank You for making each one of us special. We love You. Amen.*

## FAITH VERSE REVIEW

You Will Need	Getting Ready
<ul style="list-style-type: none"> <li>• <i>Optional: Ball or paper wad</i></li> </ul>	<i>No prep is needed for this activity.</i>

Our Faith Verse for today is Psalm 119:11. It talks about hiding God's Word in our heart. When we know God's Word, He can bring a verse or Bible story to mind just when we need it.

- *Show the **Faith Verse Video.***





Psalm 119:11 (NLT)

I have hidden your word in my heart, that I might not sin against you.

Let's lock this verse in our heart and mind, so that we always remember it!

- *For younger kids, consider learning the first half of the verse in Sessions 1 and 2. Then add the second half in Sessions 3 and 4.*
- *Repeat the verse several times. Get creative with the verse practice. Split the group and have them compete. Try saying it in different voices or pitches. Ask individual kids to choose how to practice it. Have fun!*

### Faith Verse Fun | Popcorn Practice

You're really getting that verse down. Now let's practice the verse with each person doing their part.

- *Sit or stand in a circle.*
- *Optional: Hold the ball or paper wad.*

I'll start and say the first word of the verse. Then the next person will say the second word and so on until we've said the verse. Ready?

- *Pass the ball or paper wad to the next speaker.*
- *Option: After practicing a couple of times, see how fast you can say the verse.*
- *Option: Toss the ball/paper wad to someone who then says the next word in the verse.*

## ACTIVITY PAGE | Design Your Own Animal

You Will Need	Getting Ready
<ul style="list-style-type: none"> <li>• <i>Crayons or markers</i></li> <li>• <i>Activity Page, one per kid</i></li> </ul>	<ul style="list-style-type: none"> <li>• <i>Print copies of the <b>Activity Page</b>, one per kid.</i></li> </ul>

One thing I want you to remember from today is our Faith Fact. Say it with me: **God is my Creator.**

You are going to create a new animal! Take a page and a crayon or marker. Begin drawing an animal that is unique. What does it look like? Draw it. Then write out a description. What does it eat? Where does it live? Would it make a good pet? Be creative just like God was with all the animals He created.

- *Ask your kids questions while they create. They'll be proud to show you what they've come up with during this time.*



## FAITH FACT RECAP

- *Display the **Faith Fact Slide** as parents are coming into the room.*
- *Maximize the time you have with your kids, so that parents see what their kids have learned. Have the kids repeat the Faith Fact, and then dismiss them to their parents.*

One thing I want you to remember from today is our Faith Fact. Say it with me: **God is my Creator.**

- Show the ***Faith Fact Slide*** or ***Motion Graphic***.



---

## DISMISSAL

- Send home the ***Activity Page***.
- Remind parents that there are ***Family Devotions*** available on the app to do with their kid.
- Tell everyone the date and time for the next session.