



## Volume Overview—He Makes All Things New

*This series talks about the very beginning of God’s Word as God creates humankind in His image. God wants a relationship with each one of us, and His Word is our guide to how that can happen. Kids will discover how sin separates us from God through the Bible story about Adam and Eve. God desires our obedience to Him and His Word, which we can see in the life of Noah. God wants to reconcile our relationship with Him, which He made possible through Jesus, who indeed makes all things new.*

<b>SESSION 1:</b> Our Journey Begins— (The Road to Emmaus) Luke 24:13–35 <b>Faith Fact:</b> The Bible is my guide.	<b>SESSION 2:</b> God Is My Creator— Genesis 1:1–31; 2:7 <b>Faith Fact:</b> God is my Creator.
<b>SESSION 3:</b> Adam and Eve Sin— Genesis 3:1–6, 14–24 <b>Faith Fact:</b> Sin separates me from God.	<b>SESSION 4:</b> God Judges Sin— Genesis 6:9–14; 7:1–5 <b>Faith Fact:</b> God wants me to obey.

## SESSION OVERVIEW



*In this session, kids will discover that God is their Creator. Our God is the Almighty God who created everything. He created the sun, moon, stars, and everything beyond the earth. He also created plants, animals, people, and everything on the planet. But people were created uniquely—in His image and likeness. He lovingly designed us with an individual plan and a purpose for our lives. He is the Creator, and we are His loved creation.*

Bible Lesson	Faith Fact
God Is My Creator Genesis 1:1–31; 2:7	God is my Creator.
Faith Verse	
Psalm 119:11 (NLT) I have hidden your word in my heart, that I might not sin against you.	

*Bible Engagement Project Preschool curriculum is connected with the intentional, yearlong ministry strategy for kids available at [KidminRoadmap.com](http://KidminRoadmap.com).*

## PREPARING FOR THE SESSION

You Will Need	Getting Ready
<p><b>Preservice Activities</b></p> <ul style="list-style-type: none"> <li>• Toy animals</li> <li>• Animal-shaped snacks</li> </ul> <p><b>Large Group</b></p> <ul style="list-style-type: none"> <li>• Bible</li> <li>• Worship songs (Song suggestions: “God Made Everything” by The Village Kids; “Creation Song” by Saddleback Kids)</li> <li>• For groups not using a phone or tablet only, add:             <ul style="list-style-type: none"> <li>○ Projector or TV</li> <li>○ Laptop</li> <li>○ <b>Countdown 5-Minute Video</b></li> <li>○ <b>Theme Intro Video</b></li> <li>○ <b>Faith Fact Sound</b> video (bell ringing)</li> <li>○ <b>Faith Fact Slide</b> or <b>Motion Graphic</b></li> <li>○ <b>Bible Lesson Video A</b></li> <li>○ <b>Bible Lesson Video B</b></li> <li>○ <b>Faith Verse Slide</b> or <b>Motion Graphic</b></li> </ul> </li> </ul> <p><b>Small Group</b></p> <ul style="list-style-type: none"> <li>• <b>Small Group Group Connection</b> printable, two per small group</li> <li>• <b>Small Group Activity Page</b>, one per kid</li> <li>• Crayons</li> <li>• Optional: Three stickers per kid</li> <li>• <b>Countdown 30 Video</b></li> <li>• Creative medium (play dough, blocks, paper and crayons, etc.)</li> </ul>	<p><b>Preservice Activities</b></p> <ul style="list-style-type: none"> <li>• Set out toys and snacks.</li> </ul> <p><b>Large Group</b></p> <ul style="list-style-type: none"> <li>• Download videos and slides if needed.</li> <li>• Select worship song(s) and have them ready to play.</li> </ul> <p><b>Small Group</b></p> <ul style="list-style-type: none"> <li>• Print two copies of the <b>Small Group Group Connection</b> printable for each small group.</li> <li>• Cut apart the animal pictures.</li> <li>• Set up the Animal Matching Game by placing one of each animal picture face down on a table or the floor in front of you and placing the other pictures in a stack.</li> <li>• Print copies of the <b>Small Group Activity Page</b>, one per kid.</li> <li>• Download <b>Countdown 30 Video</b>.</li> </ul>

Check out all the promotional and extra media files available for this theme. To access Bible Engagement Project from a computer, visit [App.BibleEngagementProject.com](http://App.BibleEngagementProject.com).

## PRESERVICE ACTIVITIES (30 Minutes)

*See what's needed at the beginning of the session.*

### Bible Story Warm-Up

*As kids are gathering in the room and are playing with toys, take time to ask the following questions to introduce the topic of creation.*

What animal is this?  
Who created (made) the animal?  
What is your favorite animal?  
Who created all the animals?

That's right! God made all the animals. God is the Creator. He created you.

### Snack: Animal Shapes

*As kids are eating the snack, share the following:*

Do you have a pet? What's your pet's name?  
Do you help care for your pet?

Today we are going to talk about a story that includes animals from our special book. *(Hold up Bible.)*

### Free Play

*Any extra time can be spent playing with toys.*

## LARGE GROUP (25 Minutes)

*See what's needed at the beginning of the session.*

### INTRODUCTION

- *Optional: Play the **Countdown 5-Minute Video**.*
- *Use this time to pick up toys and transition to the large group area.*



**Welcome**

Hi, kids! It's so good to be with you today. My name is \_\_\_\_\_, and I'm your group leader. We're going to have so much fun exploring God's Word together! (*Hold up the Bible.*)

We're going to find out all kinds of new things. We'll hear supercool stories all from this special Book—the Bible. (*Point at the Bible.*) The Bible shows us where we need to go. Hold your hands up by your head. Then wiggle your toes and fingers if you're ready to get started!

- Play the **Theme Intro Video**.



---

**BIBLE TIME | God Is My Creator (Genesis 1:1–31; 2:7)****Bible Video A**

One of the most important things we do in our group is learn about God from His Word, the Bible. (*Hold up Bible.*) We've got someone very special to help us do that. Let's see what Lizzy's doing.

- Play **Bible Lesson Video A**.

**Faith Fact**

That was awesome! You did a great job helping Lizzy solve all the clues. The carrot and the dog were part of our Bible story. God made everything—the light, the sky, the moon and stars, the land and sea, the fish, and the animals. And you know what else He made? You and me! He made each of us so special!

- Play the **Faith Fact Sound video**.



- Show the **Faith Fact Slide** or **Motion Graphic**.



Perfect timing! Let's shout out our Faith Fact. **God is my Creator.**

---

## WORSHIP

Let's spend a few minutes thanking God for creating all the things that we love!

### Praise

Are you glad God created this beautiful earth and all the plants and animals? Wave your hands up high. *(Group response)* Are you glad that God made you and me? Wave your hands down low. *(Group response)* Who wants to tell God thank You? Wave your hands up high. *(Group response)*

### Prayer

Now let's bow our heads and pray.

*Dear God, thank You for creating me! You made me special because You love me. Amen.*

### Sing

Another way to give God thanks is worshipping Him by singing.

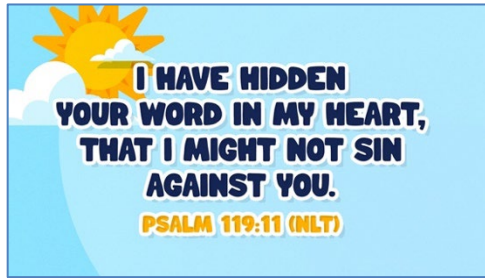
- Lead the kids in singing one or two songs. See suggestions at the beginning of the session.

---

## BIBLE TIME continued | God Is My Creator (Genesis 1:1–31; 2:7)

### Faith Verse

- Show the **Faith Verse Slide** or **Motion Graphic**.



Psalm 119:11 (NLT)

I have hidden your word in my heart, that I might not sin against you.

We've got one more special thing to do. Did you know that remembering words from the Bible is worshipping God too? He wants us to read the Bible and think about it. God wants us to remember what the Bible says when we're at home, when we're playing, and even when we're lying in bed. We can think about God and His Word all the time, no matter where we are.

### Bible Video B

Hmm. I think Grandpa was going to show us some actions for the Faith Verse. I wonder if he forgot. Let's check in with him now.

- Play **Bible Lesson Video B**.



### Response Time

*Consider playing a worship song softly in the background while kids pray.*

You kids did an amazing job of learning the Faith Verse with Grandpa. If you want to ask God to help you learn and remember what the Bible says, can you raise your hand? *(Group response)*

We're going to pray together right now. Please say these words after me.

- *Pause every few words to allow the kids to repeat them.*


*Dear God, please help me to learn and remember Your Word. I want Your Word, the Bible, to be my guide. Amen.*

### Closing

Did you have fun in our group today, kids? We've heard all about God as our Creator from the Bible. We've worshipped by singing. And we're beginning to learn our Faith Verse too. That's

amazing! You're amazing! Do you know why you're amazing? You're amazing because God created you!

- Play the **Faith Fact Sound** video.



Do you remember what we're supposed to do? (*Shout out the Faith Fact.*) Let's say our Faith Fact now. **God is my Creator.**

- Show the **Faith Fact Slide** or **Motion Graphic**.



Great job, friends!

### Dismissal to Small Groups

Now it's time to head to small group with your friends and do some more fun activities.

- Dismiss the kids by groups.

**Leader Tip:** This can be done by assigning colors to teams or by age groups. Note that some preschoolers may not know their age. Using a colored sticker, jersey, or wristband will help separate the kids and help identify their small groups.



## SMALL GROUP (25 Minutes)

See supplies and prep instructions at beginning of session or in each activity below.

**Leader Tip:** All groups can do each activity at the same time. If you choose to rotate, you will need at least one leader per group.

### Circle 1

## GROUP CONNECTION

### Animal Matching Game

You Will Need	Getting Ready
<ul style="list-style-type: none"> <li><b>Group Connection</b> printable, two per small group</li> </ul>	<ul style="list-style-type: none"> <li>Print two copies of the <b>Group Connection</b> game for each small group.</li> <li>Cut apart the animal pictures.</li> <li>Set up the Animal Matching Game by placing one of each animal picture face down on a table or the floor in front of you and placing the other pictures in a stack.</li> </ul>

**Goal:** Review the Faith Fact and play a simple memory game.

Animals are one of my favorite things that God created. Let's see if we can name all of these animals.

- Go through the stack and let the kids name each animal. As each animal is named, place it face down in the playing area.

Kids, there are two pictures of each animal. You will each get a turn to flip over two pictures. The rest of us are going to name the animals that you show us. For example, if you pick the card with a dog, we're going to say, "God created dogs."

You want to pick two cards that match. If they match, we're going to say, "God is the Creator of (animal name)!" You can hold onto the pair until the game is over. If the two cards don't match, you'll flip the pictures back over. Are you ready to play? (Group response)

- Keep playing until all the matches have been made.
- If time permits, you can collect the animal cards, shuffle, and reset the game.
- At some point during the game, interrupt and practice the Faith Fact: **God is my Creator.**
- Play the **Faith Fact Sound** video.



**Faith Fact**

Say it with me: **God is my Creator.**

- Show the **Faith Fact Slide** or **Motion Graphic**.

**Circle 2****ACTIVITY PAGE TIME****Creation Coloring**

You Will Need	Getting Ready
<ul style="list-style-type: none"> <li>• <b>Activity Page</b>, one per kid</li> <li>• Crayons</li> </ul>	<ul style="list-style-type: none"> <li>• Print copies of the <b>Activity Page</b>, one per kid.</li> </ul>

**Goal:** Review the Faith Fact as kids color a creation picture.


Who is the Creator of the world? (*God*) God was very creative when He made the world. He used a lot of color.

My favorite color is \_\_\_\_\_. What's your favorite color?



(Hold up the **Activity Page**.) Let's see how colorful you can make these things that God created.

- Hand out an **Activity Page** to each kid. Provide crayons.
- Give kids time to color the pages. Help kids write their names on the pages.
- At some point during the activity, interrupt and practice the Faith Fact: **God is my Creator.**
- Play the **Faith Fact Sound** video.



## Circle 3

**FEET-TO-FLOOR GAME TIME**

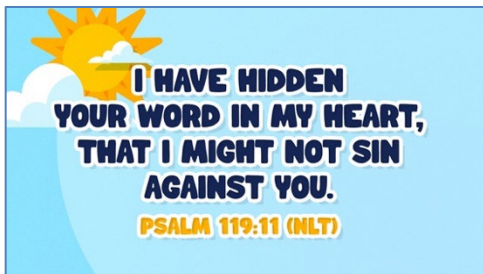
## Share the Faith Verse

You Will Need	Getting Ready
<ul style="list-style-type: none"> <li>Optional: Three stickers per kid</li> <li><b>Countdown 30 Video</b></li> </ul>	No prep is needed for this activity.

**Goal:** Review the Faith Verse with a simple game.

Today we heard a special Bible verse that tells us about God. We're going to practice the first part of our Faith Verse now. Say it after me. *(Group response)*

- Show the **Faith Verse Slide** or **Motion Graphic**.



Psalm 119:11 (NLT)

I have hidden your word in my heart, that I might not sin against you.

I want to see how many times you can say the Faith Verse to others in our group. When I say, "Go," I want you to move to someone else and say, "I have hidden your word in my heart."

Keep telling people until I tell us to stop. Any questions? *(Group response)* Ready? Go!

- Time the kids for 30 seconds.
- Optional: Give kids three stickers each before they begin. When someone tells them the Faith Verse, they give that person a sticker.
- Play the **Countdown 30 Video**—30 seconds.



### Telephone Truths

I'm ready to rest now. Sit in a circle and rest with me. Did you know that God rested after He created the world? But He didn't take a nap. He was still very involved in what was happening.

While we rest, we're going to listen. I'm going to whisper the name of something God created to the person next to me. For example, I might say, "God created worms." Then that person is going to tell the next person and so on. The last person is going to tell me what they heard. Do you think it will match what I said? *(Group response)* Let's see.

- *Repeat the activity, giving each kid a chance to choose a word.*
- *Make this activity more difficult for older preschoolers by having them explain what creation means.*

---

### Circle 4

## HANDS-ON LEARNING

### Creative Creations

You Will Need	Getting Ready
<ul style="list-style-type: none"> <li>• <i>Play dough, blocks, or paper and crayons, etc.</i></li> </ul>	<ul style="list-style-type: none"> <li>• <i>Using the medium you chose, plan things for the kids to make, like the sun, moon, fish, an animal or two, or themselves.</i></li> </ul>

**Goal:** Review the Faith Fact while the engaging the kids' creativity.

God made *everything*! He made the sun, moon, and stars. He made the fish in the sea and the birds in the air. He made animals of all kinds everywhere. And best of all, God made you and me! Let's see how many of those things we can make.

- *Pass out the supplies and allow the kids to be creative.*
- *At some point during the activity, interrupt and practice the Faith Fact: **God is my Creator.***
- *Play the **Faith Fact Sound** video.*



---

## FAITH FACT RECAP

- Display the **Faith Fact Slide** or **Motion Graphic** as parents are coming into the room.
- Maximize the time you have with your kids, so that parents see what their kids have learned. Have the kids repeat the Faith Fact, and then dismiss them to their parents.



One thing I want you to remember from today is our Faith Fact. Say it with me. **God is my Creator.**

---

## DISMISSAL

- Send home the **Activity Page**.
- Remind parents that there are **Family Devotions** available on the app to do with their kid.
- Tell everyone the date and time for the next session.