



FOR SUCH A

TWENTY TWENTY-SIX NATIONAL GIRLS MINISTRIES EVENT

TIME AS THIS

Throughout the Bible, we see women God called and used to make a difference in the world around them.

As we look at these incredible Bible women, their stories teach us how to trust, lead, pray, fight, rejoice, sacrifice, love, serve, and be the women God has designed us to be.

When God created us, He placed us here for this very moment in time. God has a plan and purpose for each of us, and He loves us so much. We were created for such a time as this!

MEMORY VERSE

“Who knows if perhaps you were made queen for just such a time as this?”
Esther 4:14

During the Nationwide Girls Ministries Event, girls will experience a woodsy, storybook theme and learn about different women in the Bible. They will explore what we can learn from the lives and experiences of these Bible women.

Girls will also learn about our BGMC missions project, Convoy of Hope. The goal of Convoy of Hope is to provide resources needed to help empower women and children. The girls will focus on helping to equip women overseas with resources they need to get an education.

HERE ARE A FEW THINGS YOUR GIRLS CAN LOOK FORWARD TO AT THIS EVENT

Fun: A big part of the Girls Ministries Event is for girls to enjoy being together and making new friends.

Outreach: This event is a great time for your girls to invite their friends. New girls will see how much fun Girls Ministries activities are. In turn, they will invite other friends to your next event. Most importantly, this is an opportunity to introduce girls to a relationship with Jesus.

Giving: Developing a heart of compassion for others is an important trait to teach girls. They can learn to give beyond themselves for those less fortunate.

This *Event Planning Guide* is full of details and suggestions that can be customized to fit your event.

We look forward to hearing about your event!

The Girls Ministries Team

CONTENTS

04	SUCH A TIME AS THIS
05	BASIC SCHEDULE
07	DECORATIONS / RECRUITING HELP
08	SUCH A TIME AS THIS EVENT TIPS
09	SUCH A TIME AS THIS RESOURCES
12	REGISTRATION
14	OPENING SESSION
16	MEMORY VERSE INTRODUCTION
18	SKIT
20	DEVOTION: SUCH A TIME AS THIS
23	STATION 1: THE HANNAH PRAYER ROOM
28	STATION 2: THE RUTH ROOM
29	STATION 3: THE DEBORAH ROOM
31	STATION 4: THE LYDIA ROOM
33	SUCH A TIME AS THIS FOOD IDEAS
34	CLOSING SESSION
35	EVENT WRAP-UP
36	EXTRA IDEAS: CRAFTS & GAMES

The theme for this year's Girls Ministries event is *Such a Time as This*. The *Such a Time as This Event Planning Guide* is designed to be adaptable for a variety of uses in your church. Choose from the options listed or adapt as your own.

SUCH A TIME AS THIS EVENT SAMPLE SCHEDULES

ONE-DAY EVENT

Sample Schedule: (Saturday or Day out of School)

10 am – 3 pm if you choose to include lunch

1 pm – 5 pm if you want to offer snacks only

OVERNIGHT EVENT

Sample Schedule: (Two Days/Overnight Event – Friday evening and Saturday morning)

7 pm – 8 am includes snacks in the evening and breakfast in the morning. Finish the morning of the event with music and a morning craft.

FOUR-WEEK EVENT

Sample Schedule: Four Midweek Evenings Event

Divide the sessions and crafts between four weeks if you choose to use this plan for a midweek evening option.

BASIC SCHEDULE: 1 DAY EVENT

HOST & LOCATION

2:00–2:30	Registration	
2:30–3:15	Opening Session	
3:15–3:45	Station Rotation: The Hannah Prayer Room	
3:45–4:15	Station Rotation: The Ruth Room	
4:15–4:45	Station Rotation: The Deborah Room	
4:45–5:15	Station Rotation: The Lydia Room	
5:15–5:45	Station Rotation: <i>Such a Time as This Cafe</i>	
5:45–6:30	Closing Session	
6:30–7:00	Check Out	
7:00–Finish	Clean Up	

FOR LARGER GROUPS

Divide into smaller groups and have girls rotate to different stations in their small group.

BASIC SCHEDULE: 2 DAY EVENT

HOST & LOCATION

5:30–6:00	Registration	
6:00–6:45	Opening Session	
6:45–7:15	Station Rotation: The Hannah Prayer Room	
7:15–7:45	Station Rotation: The Ruth Room	
7:45–8:15	Station Rotation: The Deborah Room	
8:15–8:45	Station Rotation: The Lydia Room	
8:45–9:15	Station Rotation: <i>Such a Time as This Cafe</i>	
9:15–10:00	Closing Session	
10:00–10:30	Bedtime Prep Lights Out	
7:30–8:00	Rise & Shine Pack Up	
8:00–8:30	Breakfast	
8:30–9:00	Check Out	
9:00–Finish	Clean Up	

FOR LARGER GROUPS

Divide into smaller groups and have girls rotate to different stations in their small group.

DECORATIONS

Using decorations will help to build excitement and create an atmosphere for the girls to be involved in the woody, storybook theme.

Making decorations is a great way to get moms and other women from your church involved before the event. Gather a few basic supplies such as cardboard boxes, paint, markers, butcher paper, balloons, scissors, and anything else you have. Don't hesitate to ask for donations.

Check out the National Girls Ministries Pinterest page for more decorating, food, music, and invitation ideas for the *Such a Time as This* event.

Also check out ngm.ag.org/events for *Station Signs, Invitations, and Event Posters*.*

RECRUITING HELP

Don't miss the opportunity for others to be blessed through ministering to girls at your event. Below are a few ways to involve other leaders. Many churches find it beneficial to use teen girls from the youth ministry in leading activities such as crafts, snacks, and games.

- | | |
|---|---|
| <input checked="" type="checkbox"/> Registration Team | <input checked="" type="checkbox"/> Food Prep and Servers |
| <input checked="" type="checkbox"/> Supplies Shopper | <input checked="" type="checkbox"/> Station Leaders |
| <input checked="" type="checkbox"/> Offering Counters | <input checked="" type="checkbox"/> Worship Team |
| <input checked="" type="checkbox"/> Setup and Cleanup Teams | <input checked="" type="checkbox"/> Prayer Team and more! |
| <input checked="" type="checkbox"/> Chaperones | |

Items in *italics* are available
at ngm.ag.org/events



SUCH A TIME AS THIS EVENT TIPS

Preparation and prayer are the keys to a successful event. Here are a few things that need to be done prior to the event.

- ✳️ Decorate the spaces for each session.
- ✳️ Gather items and clothes that mimic storybooks and a woodsy, storybook feel.
- ✳️ Prepare snacks.
- ✳️ Make a playlist of songs for the event. You can send the playlist to the girls before the event to help build excitement.
- ✳️ Above all else, pray! Pray for each of your leaders, helpers, and volunteers. Most of all, pray for the girls who will be attending the event. Pray that they realize that all they need is found in Jesus. He will show them how special they are and what their purpose is. We find freedom in Jesus.

SUCH A TIME AS THIS EVENT PLAYLIST

- 🎵 “Available” Elevation Worship
- 🎵 “Praise” Elevation Worship
- 🎵 “In the Name of Jesus” JWLKRS Worship & Maverick City
- 🎵 “Same God” Elevation Worship
- 🎵 “Alive With You” Gateway Kids Worship
- 🎵 “Won't Let Go” Gateway Kids Worship

SUCH A TIME AS THIS RESOURCES



WHAT'S AVAILABLE FOR THIS YEAR'S GIRLS MINISTRIES EVENT?

Here are some fun, themed items to help you create a *Such a Time as This* store!

FOR SUCH A TIME AS THIS T-SHIRT

\$14.99

Ivory 100% cotton tee featuring event artwork in purple ink. Classic fit with a ribbed collar, taped neck and shoulders, and a tear-away label—perfect for everyday wear and event memories.

Adult S 090227

Adult M 090228

Adult L 090229

Adult XL 090230

Adult 2XL 090231

Adult 3XL 090232

Youth S 090223

Youth M 090224

Youth L 090225

Youth XL 090226

FOR SUCH A TIME AS THIS DRAWSTRING BAG **\$5.99**

Purple nylon drawstring bag, 14.5" W x 17.5" H, with easy pull closure—perfect for girls to carry all their event essentials. Lightweight and durable, it also makes a practical keepsake to remember the *For Such a Time As This* event long after it's over.

178446

SUCH A TIME AS THIS RESOURCES



WHAT'S AVAILABLE FOR THIS YEAR'S GIRLS MINISTRIES EVENT?

Here are some fun, themed items to help you create a *Such a Time as This* store!

FOR SUCH A TIME AS THIS JOURNAL

\$6.99

Yellow spiral journal featuring event artwork in purple ink. Durable twin-wire binding lays flat at 180° with 80 sheets of acid-free paper and a waterproof plastic cover—perfect for notes, prayers, and event memories. Size: 8" x 6".

178444

FOR SUCH A TIME AS THIS IRON-ON PATCH SET

\$9.99

Set of 3 iron-on patches, each 2.5" wide with unique designs and vibrant colors: a butterfly, a flower, and "4:14" with a crown from Esther 4:14. Perfect for personalizing bags, jackets, or keepsakes from the event.

147188

FOR SUCH A TIME AS THIS NECKLACE

\$5.99

Gold necklace featuring an 18" chain and a circular pendant with a custom engraved crown from the event artwork. A meaningful keepsake to remember the *For Such a Time As This* event.

178445

FOR SUCH A TIME AS THIS BADGE

\$1.09

Event badge featuring "4:14" with crown artwork and purple embroidered edges. Measures 1 1/8" in diameter—perfect for adding a keepsake touch to bags, jackets, or sashes.

151606



SUCH A TIME AS THIS EVENT

WHAT'S IN THIS PLANNING GUIDE?

The *Event Planning Guide* includes ideas for making the event a fun, and spiritually rewarding experience. Activities are planned so that it will be an event girls won't forget.

This event is most successful when leaders customize activities to the specific interests and abilities of girls in their local church. Feel free to adapt these ideas to the regional and cultural needs of your church and for girls who may have special needs.

WHAT DO I NEED TO KNOW ABOUT CHILD SAFETY?

What do I need to know about child safety? Protecting children is of the utmost importance. All churches need to screen volunteers and put in place policies to ensure the safety of those participating in church activities. To learn more about protecting children from predators and other potential safety risks, visit the Assemblies of God's official site for legal matters pertaining to the church: AG.org/Legal-Matters.

EVENT REGISTRATION

Set aside an area at the entrance to welcome the girls and handle registration. You'll need a place to check in the girls, collect permission slips, give each girl a *Name Tag*, and gather any money being collected for the event and their Coins for Kids/BGMC offering.

ITEMS NEEDED

- ☑ *Such a Time as This* T-shirt for each girl and leader
- ☑ *Name Tag* for each girl/leader
- ☑ Extra permission slips (for girls who forgot theirs)
- ☑ Bucket to collect girls' Coins for Kids/BGMC offering
- ☑ *Such a Time as This* Drawstring Bag for each girl and leader

GETTING READY

- ☑ Recruit parents to count the Coins for Kids offering.
- ☑ Plan to open the doors early before the scheduled start time.

AS GIRLS ARRIVE

- ☑ Give each girl a *Name Tag*, *Such a Time as This* Drawstring Bag, and a *Such a Time as This* T-Shirt.
- ☑ Receive any money being collected for the Coins for Kids/BGMC offering.
- ☑ Count the offering and report the total to your district Girls Ministries office.

CHECK-IN

Assign volunteers to be at the main entrance to greet the girls as they arrive and direct them where to go. If possible, make sure these volunteers are wearing a *Such a Time as This* T-shirt!



Items in *italics* are available at ngm.ag.org/events



Items in **bold** are available from MyHealthyChurch.com.

SUCH A TIME AS THIS EVENT

SUCH A TIME AS THIS REGISTRATION

When girls arrive, create a fun atmosphere for them. Play some fun music in the background to help create excitement. Registration can be set up and decorated with a woodsy feel, classic books, lanterns, fairytale sparkle lights, book flowers, and electric candles to help create the feeling of walking into a classic storybook world. Girls can be given a ***Such a Time as This Drawstring Bag*** and some other *Such a Time as This* items.

As girls arrive for check-in, provide fun activities to keep them occupied. Some examples include pipe cleaners, origami papers, beads and string, LEGO bricks, stickers, and flower building toys. You can even set up a *Such a Time as This* store and sell *Such a Time as This* merch. Have leaders stationed at each table to help monitor and create excitement for the service about to begin!

TRANSITION

Play the *5-Minute Countdown Video* and have the girls clean up their areas around the room. Have girls gather for the Opening Session.



Items in *italics* are available at ngm.ag.org/events




Items in **bold** are available from MyHealthyChurch.com.

OPENING SESSION

GETTING READY

ITEMS NEEDED

 *Such a Time as This*
Promo Video

WELCOME

If possible, open by showing the *Such a Time as This* Promo Video.

SAY: Welcome to this year's Nationwide Girls Ministries Event! We're so excited to have each of you with us for a time of fun and connecting to God and each other! This year we are talking about how we are alive for *Such a Time as This* and we'll look at the incredible stories of different women in the Bible.

(If there are rules or announcements for your event, now is a great time to review them. Introduce the leaders and helpers who are present.)

WORSHIP

Lead the girls in a time of worship.

SAY: Girls, I'm so excited you are here today. The Bible tells us in Psalm 118:24, "This is the day the LORD has made. We will rejoice and be glad in it." Today we have so many reasons to be thankful and to celebrate the things God is doing in us. As we go into this time of worship, it's a time for us to spend time with God. These next few moments are not meant for anyone else in the room, except for you and God.

During our time together we are going to learn about different women in the Bible and the lessons we can learn from their lives. As we prepare to worship, I'm thinking of three different Bible women. The first is Miriam. After the Israelites experienced victory when they crossed the Red Sea on dry ground, Miriam took a tambourine and led all the women as they played their tambourines and danced. She began to sing a song of praise to God because He had brought the victory.

Today, when we sing songs of praise, maybe there is an area in your life where you need God to bring the victory. My prayer today is that we would sing songs of praise to God, who alone can bring victory in every situation. Miriam couldn't contain her excitement or her thankfulness to God for saving her people. She teaches us that we can sing songs of praise to express our gratitude to God.

The next two women I'm thinking of are two sisters, Mary and Martha. Martha opened her home to Jesus but became distracted by all the things that she thought she had to



Items in *italics* are available
at ngm.ag.org/events




Items in **bold** are available
from MyHealthyChurch.com.

OPENING SESSION cont'd

GETTING READY

ITEMS NEEDED

 *Such a Time as This*
Promo Video

do and all the preparations. But her sister Mary chose to sit at Jesus' feet and listen to what He was saying. Martha became upset because Mary wasn't helping and she was doing everything. But Jesus told her that the most important thing to do is to spend time with Him.

Today maybe you came into the room, and your mind is full of things trying to distract you from simply spending time with Jesus. Maybe it's school, friends, family, or whatever is trying to distract you. Stop now and give it to God. Use these next few moments to not think about any distractions but to focus on God. It's not about anyone else in the room; it's about you and God.

Leader Note: Encourage the girls by telling them how much God loves them and has a plan and purpose for their lives. Let them know that they can turn to God anytime day or night and He is always there.

As we come to God, we can talk to Him about anything going on in our life. He truly cares about even the little things in our lives. When we sing in worship and raise our hands to honor Him, it's a time to sing praises to God and trust in Him. We learn to allow ourselves to make space and listen for God's voice to lead us and guide us. We learn to thank God for helping us overcome things we are struggling with as we worship and give them to God.

Allow God to use you in this moment to encourage and allow the Holy Spirit to speak through you to your girls.

Choose songs from the previous list of songs your girls know.



Items in *italics* are available
at ngm.ag.org/events



Items in **bold** are available
from MyHealthyChurch.com.

MEMORY VERSE INTRODUCTION

GETTING READY

ITEMS NEEDED

- ☑ Whiteboard
- ☑ Dry-erase markers
- ☑ Crown printouts
- ☑ Painters tape

PREP NEEDED

Write the Memory Verse on the whiteboard.

MEMORY VERSE

"Who knows if perhaps you were made queen for just such a time as this?"
Esther 4:14

LEADER: Welcome, friends, to our *Such a Time as This* event. We are so excited that you are here with us today! We're looking at different women in the Bible God used then and still is using today to encourage and teach us important truths.

Here's a board with our Memory Verse on it. I am going to read the verse and have you say it after me. (*Read the verse and have the girls repeat.*)

Great job! Now, I need some help. I have a few Crown printouts, and we need to cover up a few of the words to see if we can say the verse when we can't see all the words. (*Ask a girl to cover up one of the words with a crown using painters tape and then have the girls read the verse again after you.*)

Great job, girls! I need a few other volunteers to help me cover up more words. (*Keep going until all the words are covered. You can change up the way they say the verse, such as they must walk on tiptoe while saying the verse.*)

Girls, you did an amazing job today! We are going to break up into a few small groups with our leaders and do a fun activity to help us memorize this verse. During the event, if you can tell a leader the memory verse you'll earn a very special prize!



Items in *italics* are available at ngm.ag.org/events



Items in **bold** are available from MyHealthyChurch.com.


Scripture quotations are taken from the Holy Bible, New Living Translation, copyright ©1996, 2004, 2015 by Tyndale House Foundation. Used by permission of Tyndale House Publishers, Carol Stream, Illinois 60188. All rights reserved.

© 2026 by Gospel Publishing House, 1445 N. Boonville Ave., Springfield, MO 65802. All rights reserved. Permission is granted to duplicate for local church use only. Unauthorized duplication is prohibited.

MEMORY VERSE ACTIVITY IDEAS

GETTING READY

ITEMS NEEDED

 *Memory Verse Slide*


MEMORY VERSE FREEZE GAME

Show the *Memory Verse Slide* and review the verse with the girls.

Play music and have the girls move around. When the music stops, they must freeze and shout out the memory verse. You can make it more fun and engaging by have them try different moves (skipping, walking on tiptoe, walking backwards, etc.).

GETTING READY

ITEMS NEEDED

 Plastic crown, 1 per group

PASS THE CROWN

While the music plays, the girls say the memory verse together and pass around the crown. When the music stops, the girl holding the crown has to say the next word in the verse.



Items in *italics* are available at ngm.ag.org/events

GETTING READY

ITEMS NEEDED

- ☑ Large book
- ☑ Large magnifying glass

CHARACTERS

Leader

London: She is dressed as a librarian. She really loves books, but while most librarians are quiet, London is loud, bright, and eager to learn.

LEADER: Welcome everyone! I'm so excited that you're here today for our *Such a Time as This* event. We're going to be having so much fun! Today, we are going to . . .

(London walks out with a giant book and a huge magnifying glass. She interrupts the leader.)

LONDON: Well, hello ladies! Welcome! I am London, and I am a librarian. I love books, I love learning, I love adventures, and I love meeting new people!

LEADER: Hey, London! We're excited that you're here with us. That's a pretty big book you have there. Are you wanting to learn about anything special?

LONDON: I am! I have heard that we are going to be learning something incredible and so I found my biggest book because it has to be in here. So far, I have learned about dogs, cats, bees . . .

LEADER: Well, those are all neat things to learn about, but what we are going to learn about is some incredible women found in the Bible.

LONDON: Oh! In the Bible! I should have guessed that. The Bible is full of so many amazing things.

LEADER: It is, and it teaches us so much about how we should live our lives. These women in the Bible can teach us so much!

LONDON: Well, who are we going to look at first?

LEADER: Earlier, we talked about a few incredible women in the Bible—Miriam, Mary, and her sister Martha. We talked about how Martha needed to learn some things from Mary.

LONDON: Really?

LEADER: Yes! Martha was hardworking and cared a lot about serving others. She also told Jesus how she was feeling and she was honest with Him. Then Jesus reminded her that spending time with Him is the thing that matters most. So, even though Mary taught us that spending time with Jesus is most important, Martha taught us that we can care and serve others and that we can come to Jesus with how we are feeling.



SKIT cont'd

LONDON: Just don't get so busy you forget to spend time with Him. Hmm . . . That is really cool! Okay, so who else can we learn about?

LEADER: Well, who do you want to learn about?

LONDON: Hmm . . . Maybe a woman in the Bible who was royalty? You know, a princess or queen?

LEADER: How about Queen Esther?

LONDON: (*Getting excited*) Ooh, she even has her own book in the Bible, right?

LEADER: She does!

LONDON: Okay, I'm stoked! I'm going to go find my crown and my royal cape in the back. Then, can you tell me all about her?

LEADER: Sure, I can do that. I'll meet you in the back in a few minutes.

LONDON: Sweet! See ya soon. Bye, girls, have fun!

SUCH A TIME AS THIS DEVOTION

GETTING READY

ITEMS NEEDED

- ✓ *Such a Time as This Journals*
- ✓ *Scripture Cards* (one per girl)
- ✓ Personal Bible
- ✓ Crown
- ✓ Mirror
- ✓ Clock
- ✓ Flashlight

PREP NEEDED

Print copies of the *Scripture Card*, one per girl.

Mark your Bible at Esther 4:14 so it will be easy to find quickly. If your Bible is not NLT, put the NLT memory verse on a sticky note in your Bible.

SAY: Girls, thank you for being here with us during this event. We have been praying for you and believe that God is going to do some big things in your lives while you are here.

Let's start this time by praying.

Dear God, thank You that we have this opportunity to gather today. Please speak to us. We give these next few moments to You and are open to receive from You. Amen.

We are learning about some amazing women in the Bible during this event and different things that we can learn from them. London helped to introduce the Bible woman we will look at next. Does anyone remember her name? (*Allow responses.*) That's right. Her name is Esther.

As a girl, Esther was an orphan which means that both of her parents had died. But her cousin, Mordecai, took her into his home and raised her just as if she were his own daughter.

Now, there was a royal decree or announcement, and Esther and many other young women were presented to the king because he was looking for a new wife. Esther didn't tell anyone that she was Jewish or her family's background. The king loved Esther more than any other young woman and chose her to be his new queen. He put a crown (*pull out the crown*) on her head and declared that she was queen. He threw a huge celebration in Esther's honor and invited a lot of important people to celebrate with him.

Esther hadn't planned on becoming queen, but she became a queen. God had a special plan for Esther's life and put her in that place for a special reason.

One day, Mordecai overheard two men talking about a plan to kill the king. Mordecai told Esther who was now queen. She went and told the king and gave Mordecai credit for finding out about the plan.

There was a man named Haman, who was an extremely powerful official in the kingdom. He wanted everyone to bow down before him to show him respect whenever he walked by, but Esther's cousin Mordecai refused. When Haman saw that Mordecai wouldn't bow down, he became really angry and created a plan to kill all the Jews.

The king agreed to Haman's plan and sent out a decree announcing the plan. Mordecai found out about the plan. He was so upset and so were all of the other Jews living in the city. When Esther found out about her cousin Mordecai being upset, she wanted to find



Items in *italics* are available at ngm.ag/events



Items in **bold** are available from MyHealthyChurch.com.

out what was going on. He told Esther about Haman's plan to kill all the Jewish people. Mordecai told Esther that she needed to go before the king and plead for her people.

Esther knew she couldn't go before the king unless he called for her. Then Mordecai sent another message to Esther, that this wasn't the time for her to keep quiet. He said, "Who knows if perhaps you were made queen for such a time as this?" Hey! That's our memory verse!

You know that reminds me of this clock. (*Point out the clock.*) A lot of times we want to rush God's timing on things, or sometimes we think God is late. But the truth is that God is always on time, and we can trust Him. God had placed Esther as queen so she could save her people.

It also reminds me of this mirror. (*Hold up the mirror.*) Esther had a choice to make: Should she stand up for what was right, even though it was very dangerous for her to go before the king unannounced? It was dangerous for her even to say that she was Jewish. What should she do?

Esther told Mordecai to gather all the Jews of the capital city together and fast for three days and nights, which means they went without eating or drinking anything while they prayed. Esther would also fast and pray during those three days. Only then would she go before the king, even though it might mean that she would die. Talk about having to be brave! Esther's life was on the line, but she knew she needed to do something to save her people.

On the third day of her fast, Esther went before the king. When the king saw her, he welcomed her, and she was able to approach him. Phew!

The king asked her what she wanted, and she invited the king and his official Haman to a banquet. The king agreed and they went to the banquet. There the king asked her again what her request was, and she told him that she wanted the king and Haman to come to another banquet the next day.

Haman was stoked because he was wealthy, he had received a lot of honors, and had been promoted by the king. He probably felt like he was on top of the world. His wife and friends told him that he should ask the king to kill Mordecai because he wouldn't bow down to Haman. Haman thought this was a great idea and was going to try and do that the next day.

But, that night the king had a hard time sleeping and so he asked someone to come in and read to him. In the book that the attendant read, the king heard about how Mordecai had saved his life. He asked his attendants if anything had been done to honor Mordecai. They answered that nothing had been done for Mordecai.

Just then, Haman came to see the king. But before Haman could say anything, the king asked Haman a question. "What should I do to honor a man who truly pleases me?"

Haman thought about it and thought the king would be honoring him. So, he told the king a whole bunch of things that would honor someone. Talk about a funny moment. The king then told Haman to put that plan in action and go honor Mordecai!

Haman had planned to ask the king to kill Mordecai that morning and now he was told that he must honor him. Crazy timing! So, Haman went out and did all the things for Mordecai. Boy, was Haman feeling humiliated!

Just then, the king called for Haman to come so they could go to Esther's banquet. The king asked Esther again what she wanted and told her he would give it to her. In that moment, Esther could have chosen to keep quiet or to stand up for her people. *(Pull out the flashlight.)*

She could choose to use her influence to be the light and do the right thing. Esther decided to let her light shine and tell the king that her request was for her people's lives to be spared. When the king found out that Haman's plans were for all the Jews including Esther to be killed, the king was furious. He ordered for Haman to be killed.

Because of Esther's bravery, her people were saved. Girls, this story is a beautiful reminder that God has a plan and a purpose for each of you and He loves you so much. He has placed you here for this very moment and has called you to be His very own daughter. He can give you strength and courage to stand up and be bold. You were made "for such a time as this." Don't ever forget that girls.

(If time allows, you may want to lead in one more slow, worshipful song. A great suggestion would be "Available" by Elevation Church)

OPENING SESSION WRAP-UP

If you are separating into groups that will travel to different stations, do so now. Divide the group into five small groups. Tell the girls which station each group will begin with and how to move through the others.

GETTING READY

ITEMS NEEDED

- ✕ Bible
- ✕ Items for each prayer station

DECOR IDEAS

Create a small, cozy area to serve as the Hannah Prayer Room. You could fill it with beanbag chairs, circle carpets, and lamps for softer lighting. Set up several prayer stations around the room.

For this room, we suggest playing worship music softly in the background to create an atmosphere of prayer.

The goal of the Hannah Prayer Room is to allow time for the girls to focus and spend time with God. They will discover that there is power in prayer and in listening to the Holy Spirit speak to them.

Invite the girls into the room and ask them to sit in a circle.

SAY: Welcome to our Prayer Room. This room is a great place for us to connect to God and a time for us to talk to Him and allow Him to speak to us.

Did you know that God hears us when we talk to Him? We can talk to Him anytime, anywhere. Here is something even more amazing: God talks to us, too! Prayer isn't just talking to God; it's also listening to Him. We may not hear Him speak out loud, although there are several stories in the Bible where that happened. There are many ways that God speaks to us.

God's Word. The Bible is literally God's written Word. Do you ever read the Bible and it feels like something just jumps out at you like God is talking directly to you? That's one way that He speaks to us.

Other people. Has anyone ever said something to you, and you thought, "Wow! I really needed to hear that!" Or maybe your pastor or a leader in kids church said something that really touched your heart. God often speaks to us through other people.

Gut feeling. Have you ever had a decision to make, so you asked God what to do? Then you got a feeling inside about which decision you should make. Or you just felt in your heart that you knew what to do. That can be the voice of God speaking to you.

An idea. Many times, God gives us ideas. They can pop into our head or our heart, like a thought.

A peaceful feeling. When we are nervous or worried about something, we can ask God for help to trust in Him and not be so fearful. He often gives us a feeling of peace to calm us down. There are so many ways that God speaks to us.

But how do we know if it's really God we are hearing? (*Show the Bible.*) We look in God's Word! Anything that God speaks to our heart and mind will match what God says in the Bible.

There are different prayer points set up around the room. As you feel God leading you, go to a prayer point. You can spend time there praying. When you're ready to go to the next one, move to that one. The goal is not to rush through them all. The goal is to listen to what God is saying to you.

THE HANNAH PRAYER ROOM

This is a time and space created just for you and God. Listen for God to speak to you. When we are wrapping up our time in this station, I'll call you to come back here. Then we'll close in prayer. Let's pray and get our hearts focused now.

Dear God, thank You that You speak to us. We are open to hearing what You are speaking to us today give You these next few moments. Amen.

As you feel led, you may go to your first prayer station.

GETTING READY

ITEMS NEEDED

- ☒ Mini flowerpots
- ☒ Soil
- ☒ Flower seeds
- ☒ Water

PRAYER EXPERIENCE POINTS

1. ISAIAH 40:31

But those who trust in the LORD will find new strength. They will soar high on wings like eagles. They will run and not grow weary. They will walk and not faint.

INSTRUCTIONS

Sometimes there are things that we pray for that we don't see happen right away. Take a mini flowerpot and put some soil in the pot. Then plant a seed and water it. It will take time for the seed to grow into a plant, but we know that it will grow as it receive sunlight and water. While we are waiting on God, we can trust that He is working and He hears our prayers. Pray and ask God to help you trust in Him even in moments of waiting.

GETTING READY

ITEMS NEEDED

- ☒ Hourglass timers
- ☒ Paper
- ☒ Markers

2. PSALM 27:14

Wait patiently for the LORD. Be brave and courageous. Yes, wait patiently for the LORD.

INSTRUCTIONS

A lot of times when we pray, we do a lot of talking. It's also good to make space and listen for God to speak to us. Take one of the timers and ask God to help you wait and listen for His voice to speak to you. As you turn over the timer, spend time waiting for to God speak to you. Take a piece of paper and a marker and draw a picture or write down what God is saying to you in this time.

THE HANNAH PRAYER ROOM

GETTING READY

ITEMS NEEDED

- ✕ Scratch-off leaves
- ✕ Tree drawn on butcher paper
- ✕ Tape

PREP NEEDED

Draw a large tree without leaves on butcher paper and hang on the wall.

PRAYER EXPERIENCE POINTS

3. ECCLESIASTES 3:1

For everything there is a season, a time for every activity under heaven.

INSTRUCTIONS

There are many seasons of life: seasons of happiness, sadness, joy, waiting, trusting, and so many more. Is there something you are waiting on God for? Take one of the leaves and draw a picture or write down what you're waiting on. Pray over that. Then, as you tape it to the tree, ask God to help you remember that His timing is best.

GETTING READY

ITEMS NEEDED

- ✕ String
- ✕ Scissors
- ✕ Colored beads (red, yellow, orange, blue, green, purple, gray, teal, white)

PREP NEEDED

Cut a 16" length of string for each girl.

4. PROVERBS 3:5

Trust in the LORD with all your heart; do not depend on your own understanding.

INSTRUCTIONS

When we are following God, we can trust Him to lead and guide our steps. As we trust and follow Him, we want to show the fruit of the Spirit: love, joy, peace, patience, kindness, goodness, faithfulness, gentleness, and self-control. Create a necklace to help you remember each part of the fruit of the Spirit. Then pray that God will help you trust in Him with all your heart and your life would show the fruit of the Spirit as you trust in Him.

First, tie knots at one end of the string to keep the beads from falling off. Then add each bead in turn to represent each part of the fruit of the Spirit. Finally, tie both ends of string together to make a necklace.

Red – Love

Yellow – Joy

Blue – Peace

Orange – Patience

Green – Kindness

Purple – Goodness

Teal – Faithfulness






White – Gentleness

Gray – Self-control

THE HANNAH PRAYER ROOM

GETTING READY

ITEMS NEEDED

-  Markers
-  Container of water
-  Water dissolvable paper
-  Towels
-  Stir sticks

PRAYER EXPERIENCE POINTS

5. ROMANS 12:2


Don't copy the behavior and customs of this world, but let God transform you into a new person by changing the way you think. Then you will learn to know God's will for you, which is good and pleasing and perfect.

INSTRUCTIONS

Is there anything distracting you from reading the Bible and following God? Write that on your paper and then place your paper in the water. Gently stir the water with the stir stick. Ask God to help protect your mind from distractions. Give those things over to God as you watch your paper dissolve.

GETTING READY

ITEMS NEEDED

-  Hand weights

6. ACTS 1:8

"But you will receive power when the Holy Spirit comes upon you. And you will be my witnesses, telling people about me everywhere—in Jerusalem, throughout Judea, in Samaria, and to the ends of the earth."






INSTRUCTIONS

Pick up the hand weights and raise your hands. Think about how heavy the weights are. How does the weight make you feel? Is there anything in your life that is troubling you and you are holding onto? Is there anything that you need to ask God to help you with? Pray about those areas as you set the weights back on the floor. Remember God is right there with you and doesn't want you to walk through hard times alone. You can pray and ask the Holy Spirit to help you. God can give us the strength we need to live for Him.

THE HANNAH PRAYER ROOM

GETTING READY

ITEMS NEEDED

-  Box
-  White gift paper
-  Gift bow
-  Tape
-  Markers

PREP NEEDED

Wrap the box in white paper and place a bow on top.

PRAYER EXPERIENCE POINTS

7. MARK 16:15

And then he [Jesus] told them, “Go into all the world and preach the Good News to everyone.”

INSTRUCTIONS

Did you know that God has given you special talents or gifts that you can use to tell others about Jesus and His love? Ask God what gift or talent He has given you to help you share the good news about Jesus with those around you. Write that on the present to represent what God has spoken to you.

THE HANNAH PRAYER ROOM WRAP-UP

SAY: Prayer reminds me of another amazing women in the Bible named Hannah. Hannah’s story teaches us that when we pray God listens to us. Hannah really wanted to have a baby, but she couldn’t. One day, when she was worshipping God, she prayed with all her heart. She began to cry out to God and tell Him how she felt. She had been waiting a long time and trusting in God. She told God that if He blessed her with a son, she would give her son back to Him. God heard her cry and gave her with a son. She named the baby Samuel.

God speaks to us in all kinds of ways. And God hears our prayers. It’s important for us to take time and make space for Him to speak to us. Hannah teaches us that we can talk to God about anything. We can be honest with God and tell Him what we are feeling. What is something God has spoken to you today? (*Allow responses.*) Those are some powerful and important things! Remember God loves you and wants to spend time with you. When you are struggling with something, He wants you to tell Him about it and ask for His help. You can talk to God like you are talking to your very best friend. He is always there for you!

GETTING READY

ITEMS NEEDED

- ✕ Canvas bags
- ✕ Fabric markers (nonheat)
- ✕ Iron-on patches
- ✕ Iron
- ✕ Sequins
- ✕ Construction paper
- ✕ Markers

LEADER NOTE

Only have adults use the iron for this craft.

The goal of the Ruth Room is for the girls to be creative!

SAY: Welcome to the Ruth Room! I'm so glad you are here! Gather around and I'll explain some directions for our time together.

Have you ever heard the story of Ruth and Naomi? Ruth is the Bible woman that we are going to talk about in this room. Naomi was Ruth's mother-in-law. Sadly, Naomi's husband died. Then Ruth's husband died too. Naomi encouraged Ruth to return to her family. But, Ruth decided to stay with her mother-in-law, even though she didn't have to. She worked hard and trusted God. Later, God sent along a man named Boaz who took care of Ruth and Naomi. He fell in love with Ruth and married her. What is even cooler about this story is that we find that Jesus came later in Ruth's family history.

The story of Ruth teaches us a huge lesson on love and loyalty. Even when she could have left Naomi, she stayed and helped her. God was faithful and blessed Ruth's story in a crazy, awesome way.

Today, we'll each decorate our own Bible bags. Each one of you will get a canvas bag to decorate and keep as your own to carry your Bible in. We've been hearing about all these incredible women of God, and you can read all about them in your Bible. The Bible is God's Word for us and super important to help us live for Him.

Not only will you decorate your own Bible bag, but you'll also take time to write encouragement notes for other girls here today. Write an encouraging note on a slip of paper and then give it to another girl to place in her bag for reading later.

As you decorate your bag, think about the story of Ruth and Naomi and how faithful Ruth was to Naomi. Remember that God sent Boaz to encourage and provide for Ruth. Think about ways God can use you to encourage and bless someone around you.

Set out the supplies for the girls. Allow the girls to use the supplies to create their own Bible bag.

THE RUTH ROOM WRAP-UP

SAY: Let's see your Bible bags! Those turned out incredible! Remember to carry your Bible with you and spend time reading God's Word. It's amazing all the things we can learn as we look at the people and stories in the Bible. So, use this bag as a reminder to get into your Bible.

Also, remember to encourage those around you today and ask God how you can bless those people in your life.

GETTING READY

ITEMS NEEDED

- ☑ Small prize for the winners

The goal of the Deborah Room is for the girls to have fun doing a physical activity and provide a moment for an object lesson.

SAY: Welcome to the Deborah Room! I'm so glad you are with us.

For this game we are going to play a game like Simon Says, but instead we'll call it Deborah Says. I'll choose one of you to be the leader.

Remember, when the leader tells you that Deborah says to do something, you must do it. For example, if she says, "Deborah says to run across the room," what do you do? (*Group response*) What if the leader says, "Deborah says to jump up and down like a monkey," what do you do? (*Group response*) Okay, now what if the leader says to march in place? What do you do? (*Group response*) Hold on! Deborah didn't say to do it so anyone that marched would be out. The winner will get a special prize and get to be Deborah next.

(Play a few rounds. Allow the winner of each round to be the next leader who calls out the Deborah says actions. Choose fun and exciting actions for the girls to do. For example, have them shout out the Memory Verse, give a leader a high five, have them do the Church Clap, etc.)

THE DEBORAH ROOM WRAP-UP

SAY: You did such a great job! It was fun watching you do all the things that Deborah said to do. Did you know that there is a woman in the Bible named Deborah? She was a judge for the people of Israel, and God gave her wisdom to help others. She encouraged a man named Barak to lead the Israelite army against their enemies. Because Barak asked Deborah to come along, God provided the victory over the enemies through the action of a woman. Sure enough, the Israelites defeated their enemy's army.

The reason Deborah was such a great leader was because she listened for God's leading. She teaches us that when we have fear, we should choose to have courage and trust in God. Deborah had courage and believed that God would fulfill His promise and His Word, and she had confidence in what He said. She also teaches us that we should act when God tells us to do something.

There are missionaries around the world who must trust and listen for God's leading and for Him to help them lead people. Missionaries are super important people that God uses to show others His love. Sometimes missionaries are faced with scary situations, but they know that they must trust in God's leading and His promises. They are willing to act when God tells them to do something.

THE DEBORAH ROOM

THE DEBORAH ROOM WRAP-UP CONTINUED

We are collecting money for Coins for Kids to help missionaries teach and disciple girls through different Girls Empowerment resources. These missionaries help girls stay in school and gain an education that not only changes their life, but their communities.

Deborah teaches us that we can listen for what God says, trust in what He says, and have courage to take the action He tells us.

Today before we close, let's ask God to speak to us about who we can show His love to this week and how we can tell those around us about Him. *(Pause for a moment and allow the girls time to pray.)* Is there anyone who wants to share with the group what God spoke to them? *(Thank the girls who share and encourage them.)*

Thank you for joining me in the Deborah Room. Remember girls, God loves you and has a plan and purpose for each one of you!



STATION 4 THE LYDIA ROOM

GETTING READY

DECOR IDEAS

Hang purple fabric around the room.

The goal of the Lydia Room is to educate the girls about this year's Coins for Kids project and inspire them to give to missions.

SAY: Welcome, girls! I'm so glad you can join us in the Lydia Room. Who here has heard of Lydia in the Bible? Lydia's story is found in Acts 16:11–15. Lydia was a businesswoman back in Bible times and sold purple cloth. The Bible tells us that she worshipped God and that when she heard Paul's message about Jesus that God opened her heart to respond. Not only did she respond, but her entire household was baptized in water. After they were baptized, Lydia opened her home for Paul and his friends to stay at her house. Later in chapter 16, Paul and his friend were sent to prison for helping someone. God opened the prison doors and they left the prison. Paul and his friend stayed at Lydia's house.

Our Coins for Kids project is an organization called Convoy of Hope. Convoy of Hope helps to empower women all over the world. Our missions project is helping them to create health and hygiene kits and other resources to help girls stay in school and receive an education.

Lydia's story teaches us the importance of missions because she opened her home to missionaries, Paul and his friends. She also used her influence and resources to help share about Jesus with people who didn't know Him.

God has given us unique ways that we can help missionaries tell others about Jesus. While Lydia opened her home, we can use our talents and gifts to raise money and encourage missionaries who are reaching and empowering girls.

When you give to our Coins for Kids project you are helping give the resources needed to allow these women and children to be empowered and have a future. Thank you, girls, for helping to make a difference in the lives of women and girls in other countries.

GETTING READY

ITEMS NEEDED

- ☑ Heart-shaped canvas
- ☑ Different shades of purple fabric paint
- ☑ Paintbrushes

PROJECT: PURPLE HEARTS

SAY: You are going to make a purple heart to hang up in your home to remind you to pray for missionaries all around the world. You can decorate your heart in whatever way you like, but use it as a reminder that God can use you to bless missionaries and help them share the message of Jesus.

THE LYDIA WRAP-UP

Thank you, girls, for joining me and for praying and giving to our Coins for Kids Convoy of Hope project that helps to empower women.

SUCH A TIME AS THIS CAFÉ FOOD IDEAS

The time and length of your event will determine what kind of food will be served and when. Here are some ideas on how to incorporate meal/snack time into the theme.

ATMOSPHERE

Play fun music that the girls would know.

MAIN COURSE IDEAS

- ☑ Forest Critter Sandwiches (make sandwiches and cut them into animal shapes using cookie cutters)
- ☑ Create Your Own Animal Pizza (pita bread, pizza sauce, cheese, pepperoni, cut-up vegetables)
- ☑ Forest Snail Wraps (roll up turkey, ham, cheese, and veggies in a tortilla)

SIDE IDEAS

- ☑ Fruit Caterpillars (thread grapes and strawberries onto skewers)
- ☑ Storytime Popcorn (popcorn with colorful sprinkles and candy toppings)
- ☑ Carrot Cups with Ranch Dressing
- ☑ Broccoli Trees with Ranch Dressing or Hummus
- ☑ Fruit, Veggie, and Tree Board

SWEETS AND TREATS

- ☑ Edible Campfire Cones (waffle cones filled with mini marshmallows, chocolate chips, and pretzel sticks, warmed up to melt)
- ☑ Forest Trail Mix Cups (cereal, mini marshmallows, raisins, pretzels, and chocolate chips)
- ☑ Pretzel Tree Sticks (pretzel rods dipped in chocolate and coated with sprinkles)

DRINKS

- ☑ Water
- ☑ Punch
- ☑ Lemonade

Just a reminder: As the girls are enjoying their meal/snack, this is a great time to encourage the girls to interact with each other and leaders.

CLOSING SESSION

SAY: Girls, thank you for being here for our *Such a Time as This Event*. We are so thankful for each one of you and for spending time together growing and learning about God. It's amazing to see how He used different women in the Bible and the way their lives still teach us today. Do you know that there are even more women in the Bible to learn about?

One of the neat things we know is that we serve a God who is the same yesterday, today, and tomorrow. We see all the ways that God was faithful to His promises, the way He provided, the way He spoke to each one of the women we learned about. We can know that God is going to be faithful to His promises, the way He will provide for us, and the things He speaks to us today! And that's true for our future too.

Whatever is happening in your life now, know that God is right there with you and will never leave you. As we heard in the stories of these Bible women, God wants us to come to Him and tell Him how we are feeling, what we are struggling with, what we need, and so much more. He cares and is there. You can tell Him anything and we can find everything we need in Him.

Before we leave today, we want to take the next few minutes and worship together.

As we close out our time together, there are leaders here who love you and care about you and will pray with you. If you need prayer before you leave, find a leader, and talk to her. *(Encourage the leaders to pray for and with the girls).*

MUSIC


Play worship music softly in the background and call leaders forward to pray with the girls. A great song would be "Same God" by Elevation Worship.

CLOSING PRAYER

(Close in prayer.) God, thank You for loving us. Thank You that You have spoken to us through looking at the lives of some incredible women in the Bible. God, help us to live lives that honor You and bring glory to Your name. Thank You that You are there with us always and that we can trust in Your faithfulness and in who You are. God, I pray that as we leave today that You will help give us the courage to stand strong in You and the courage to also share about Your love and grace with others. We love You and trust in You. Amen.



EVENT WRAP-UP



We are so excited that each one of you came for this event. Always remember that God loves you and has a plan and purpose for your life. If you are ever struggling you can turn to Him. I love that we can look in the Bible and see His faithfulness and hold onto His promises.

Remember also the important challenge we have together as a group and the commitment we are making to help raise money for Coins for Kids and Convoy of Hope. Here are our prayer points:

- Pray for the kids around the world that need help.
- Pray for Convoy of Hope.
- Pray for the missionaries who are helping to provide resources to help Empower Women.
- Pray for God to speak to you about creative ways to raise money for Convoy of Hope.

Also, remember to keep filling your Coins for Kids Offering containers to help Empower Women, keep girls in school, and provide them the health and hygiene resources they need. We love you girls and together we can change the world!

Play some fun music as girls leave.

EXTRA IDEAS: CRAFTS & GAMES

GETTING READY

ITEMS NEEDED

- ☑ Pressed flowers
- ☑ Acrylic bookmarks
- ☑ Tassels
- ☑ Mod Podge matte
- ☑ Paintbrushes

BOOKMARK CREATIONS

INSTRUCTIONS

Remove the protective film on one side of the bookmark and then paint a base coat of Mod Podge. Next, press flowers onto the bookmark and arrange them how you want. Paint a layer of Mod Podge over the flowers and let it dry completely. When it has dried, peel away the top layer of protective film. Add a tassel for some fun. Now you have a Bible bookmark!

GETTING READY

ITEMS NEEDED

- ☑ Poster board
- ☑ Markers
- ☑ Glitter
- ☑ Decorating art supplies

MEMORY VERSE POSTERS

INSTRUCTIONS

Give each girl a poster board and allow them to create their own memory verse poster. When the girls finish their posters, hang them up during the event. Then allow each girl to take hers home to hang in her room as a reminder that she is here for such a time as this.

EXTRA IDEAS: CRAFTS & GAMES

GETTING READY

ITEMS NEEDED

- ✓ Costumes
- ✓ Props

DRESS AS YOUR FAVORITE BIBLE CHARACTER

INSTRUCTIONS

Allow the girls to come dressed as their favorite female Bible character and give them an opportunity to share why they chose that woman.

GETTING READY

ITEMS NEEDED

- ✓ Decorative garland
- ✓ Scissors
- ✓ Spools of ribbon in colors of your choice (1/8" x 10 yd)

PRINCESS CROWN CRAFT

INSTRUCTIONS

Determine how much decorative garland you need to fit around each girl's head perfectly. Wrap the garland so that it will stay together. Cut the ribbon to the desired length and allow the girls to choose their colors and tie them onto the crown. They can add as many ribbons as they want in the colors they want to decorate their crowns.

GETTING READY

ITEMS NEEDED

- ✓ Pom-poms
- ✓ Baskets

RUTH'S GLEANING GAME

INSTRUCTIONS

Scatter pom-poms around the room and allow the girls to gather as many of them as they can in their baskets. You could make this into a timed competition to see who gathers the most in a specific time.

EXTRA IDEAS: CRAFTS & GAMES

GETTING READY

ITEMS NEEDED

- ☑ Index cards
- ☑ Marker

GUESS WHO

INSTRUCTIONS

Write the names of different women in the Bible on index cards. Choose a woman in the Bible and the girls must ask yes or no questions to see if they can figure out who it is on the card.

GETTING READY

ITEMS NEEDED

- ☑ *Women of the Bible Memory Match Cards*

WOMEN OF THE BIBLE MEMORY MATCH GAME

INSTRUCTIONS

Have the girls lay the cards face down and mix them up. The girls will play a game of memory and see who can collect the most matches. They must match a name with an attribute. Example: Ruth (Love and Loyalty); Martha (Hardworking, Serving)



Items in *italics* are available
at ngm.ag.org/events